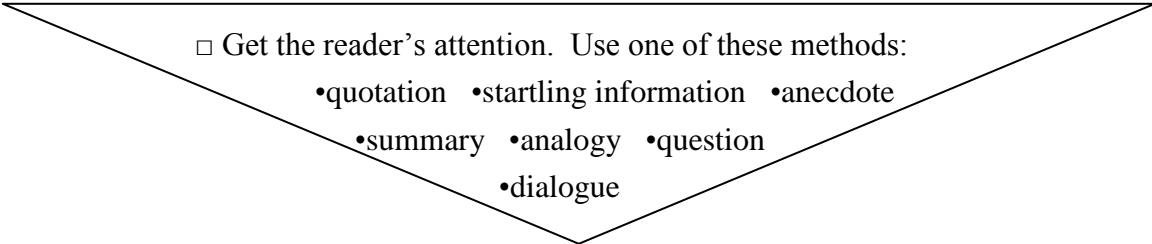


EXPOSITORY WRITING GUIDE
Position Paper 1

INTRODUCTION (Paragraph 1)

- 
- Get the reader's attention. Use one of these methods:
 - quotation
 - startling information
 - anecdote
 - summary
 - analogy
 - question
 - dialogue

□ **Thesis statement:**

- the last sentence of the introductory paragraph
- states the main point (controlling idea) of the essay: a **position**
- Example: Accurate interpretation of God's Word is the basis for transformational Sunday School lessons.

BODY

Paragraph 2: (a) Clearly state the topic of this paragraph—reason #1.

(b) Provide evidence to support the topic

Types of evidence: facts, statistics, quotations, Scripture, commentaries

Offer: definitions of unclear terms, examples, illustrations, counterarguments

Paragraph 3: (a) Clearly state the topic of this paragraph—reason #2.

(b) Provide evidence to support the topic

Types of evidence: facts, statistics, quotations, Scripture, commentaries

Offer: definitions of unclear terms, examples, illustrations, counterarguments

Paragraph 4: Clearly state the topic of this paragraph—reason #3.

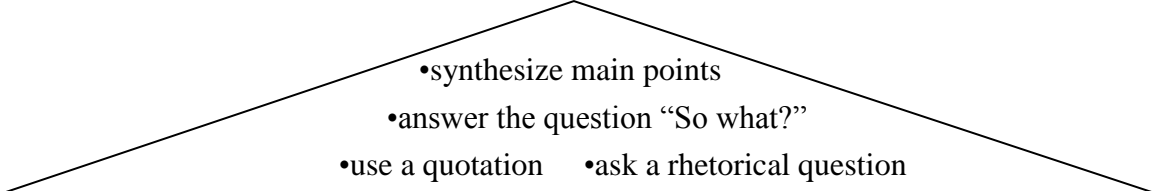
(b) Provide evidence to support the topic

Types of evidence: facts, statistics, quotations, Scripture, commentaries

Offer: definitions of unclear terms, examples, illustrations, counterarguments

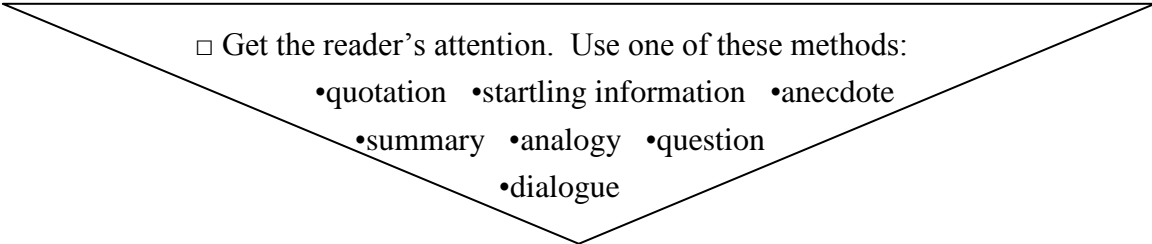
Etc.

CONCLUSION (Final Paragraph)

- 
- synthesize main points
 - answer the question "So what?"
 - use a quotation
 - ask a rhetorical question

EXPOSITORY WRITING GUIDE
Position Paper 2

INTRODUCTION (Paragraph 1)

- 
- Get the reader's attention. Use one of these methods:
 - quotation
 - startling information
 - anecdote
 - summary
 - analogy
 - question
 - dialogue

□ **Thesis statement:**

- the last sentence of the introductory paragraph
- states the main point (controlling idea) of the essay: a **position**
- Example: Believers are to grow spiritually in the areas of leadership, ministry, and worship.

BODY

Paragraph 2: (a) Clearly state the topic of this paragraph—leadership.

(b) Provide evidence to support the topic

Types of evidence: facts, statistics, quotations, Scripture, commentaries

Offer: definitions of unclear terms, examples, illustrations, counterarguments

Paragraph 3: (a) Clearly state the topic of this paragraph—ministry.

(b) Provide evidence to support the topic

Types of evidence: facts, statistics, quotations, Scripture, commentaries

Offer: definitions of unclear terms, examples, illustrations, counterarguments

Paragraph 4: Clearly state the topic of this paragraph—worship.

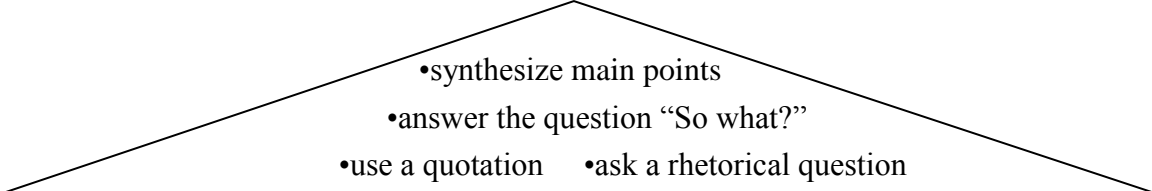
(b) Provide evidence to support the topic

Types of evidence: facts, statistics, quotations, Scripture, commentaries

Offer: definitions of unclear terms, examples, illustrations, counterarguments

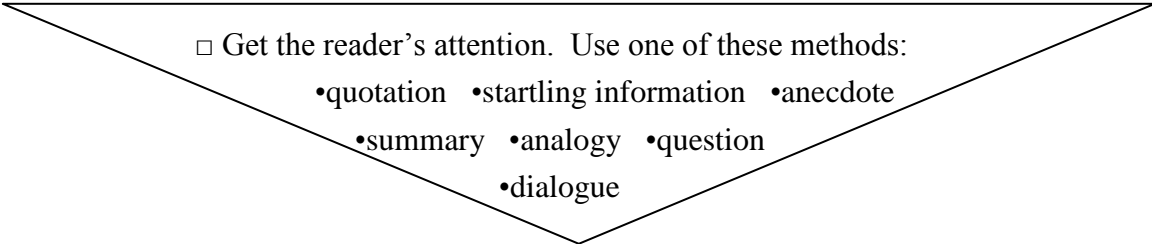
Etc.

CONCLUSION (Final Paragraph)

- 
- synthesize main points
 - answer the question “So what?”
 - use a quotation
 - ask a rhetorical question

EXPOSITORY WRITING GUIDE
Evaluation

INTRODUCTION (Paragraph 1)

- 
- Get the reader's attention. Use one of these methods:
 - quotation
 - startling information
 - anecdote
 - summary
 - analogy
 - question
 - dialogue

□ **Thesis statement:**

- the last sentence of the introductory paragraph
- states the main point (controlling idea) of the essay: a **judgment**
- Example: Although the movie has weaknesses, it did meet my expectations.

BODY

Paragraph 2: (a) Clearly state the topic of this paragraph—weakness #1.

(b) Provide evidence to support the topic

Types of evidence: facts, statistics, quotations, Scripture, commentaries

Offer: definitions of unclear terms, examples, illustrations, counterarguments

Paragraph 3: (a) Clearly state the topic of this paragraph—weakness #2.

(b) Provide evidence to support the topic

Types of evidence: facts, statistics, quotations, Scripture, commentaries

Offer: definitions of unclear terms, examples, illustrations, counterarguments

Paragraph 4: Clearly state the topic of this paragraph—explain how the movie met your expectations.

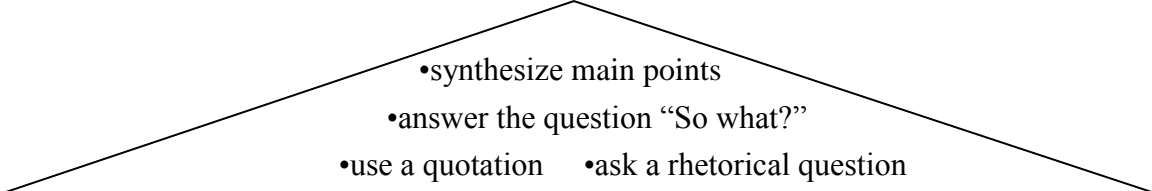
(b) Provide evidence to support the topic

Types of evidence: facts, statistics, quotations, Scripture, commentaries

Offer: definitions of unclear terms, examples, illustrations, counterarguments

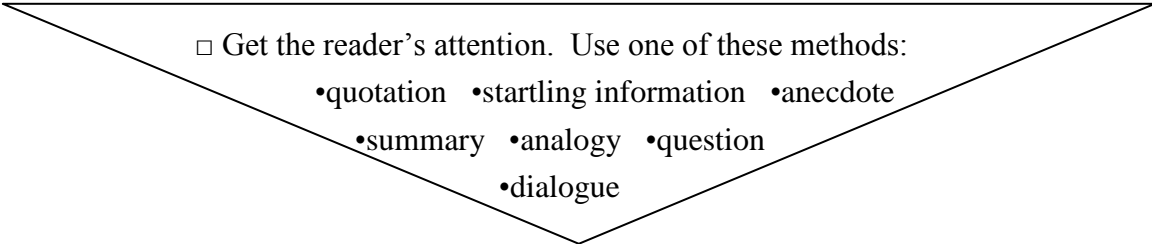
Etc.

CONCLUSION (Final Paragraph)

- 
- synthesize main points
 - answer the question “So what?”
 - use a quotation
 - ask a rhetorical question

EXPOSITORY WRITING GUIDE
Proposing a Solution

INTRODUCTION (Paragraph 1)

- 
- Get the reader's attention. Use one of these methods:
 - quotation •startling information •anecdote
 - summary •analogy •question
 - dialogue

□ **Thesis statement:**

- the last sentence of the introductory paragraph
- states the main point (controlling idea) of the essay: a **solution to a problem**
- Example: To combat the problem of biblical illiteracy, believers should read the Bible cover-to-cover annually.

BODY

Paragraph 2: (a) Clearly state the topic of this paragraph—the first way reading the Bible will combat illiteracy.
--

(b) Provide evidence to support the topic

Types of evidence: facts, statistics, quotations, Scripture, commentaries

Offer: definitions of unclear terms, examples, illustrations, counterarguments

Paragraph 3: (a) Clearly state the topic of this paragraph—the second way reading the Bible will combat illiteracy.

(b) Provide evidence to support the topic

Types of evidence: facts, statistics, quotations, Scripture, commentaries

Offer: definitions of unclear terms, examples, illustrations, counterarguments

Paragraph 4: Clearly state the topic of this paragraph—the third way reading the Bible will combat illiteracy.
--

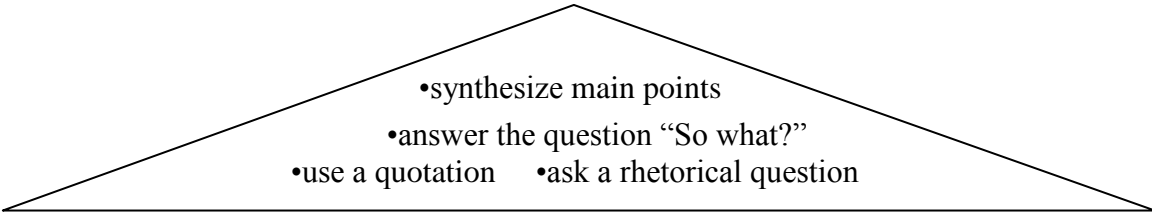
(b) Provide evidence to support the topic

Types of evidence: facts, statistics, quotations, Scripture, commentaries

Offer: definitions of unclear terms, examples, illustrations, counterarguments

Etc.

CONCLUSION (Final Paragraph)

- 
- synthesize main points
 - answer the question “So what?”
 - use a quotation •ask a rhetorical question